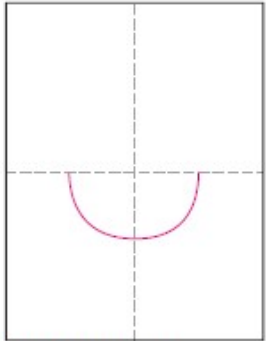
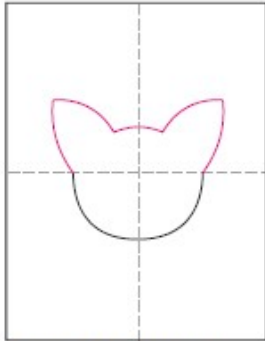


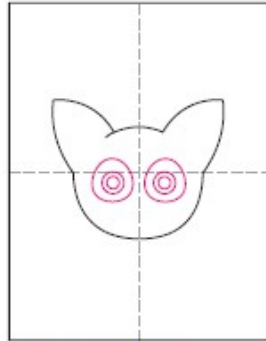
DRAW YOUR OWN LEMUR




1. Draw a large U shape.



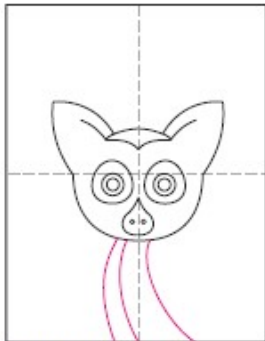
2. Add the ears and connect.




3. Draw eyes with rings.




4. Add the mouth and hairlines.



5. Draw the curved body.



6. Add hands holding a ball shape.



7. Draw a tail behind, add stripes.



8. Add a tree. Erase gray arm lines.



9. Trace with marker and color.

© artprojectsforkids.org

